

Q

Do I always have to carry my passport or residence card with me?



A

Yes. You must carry your passport or residence card (if you already have had it issued) whenever you go out.


This is one of your obligations set forth in Japanese law, and you also have to present any of these IDs when asked by the police to do so.

Also note that you will be *punished if you engage in an activity other than those permitted under your status of residence, or if you stay in Japan beyond your authorized period of stay.*

Stick to the rules and regulations for your easy, comfortable life in Japan.

Q

What should I do when an earthquake or other disasters occur?



A

Your life always comes first. In the event of an earthquake or other disasters, the police will carry out disaster relief operations such as giving instructions for evacuation, providing first-aid treatment, and rescuing people from higher buildings.

Listen to the radio or watch TV for information and warnings regarding the disaster, and try to stay calm.

What's important is that you make necessary preparations so you can evacuate immediately after the police or your municipal office issues an evacuation order.

If you are on a train, you should always follow instructions of the crew as you evacuate.

In case of a massive earthquake, you are not allowed to drive a car or a motorcycle in order that any possible confusion or danger can be prevented on the road.

LIVE SAFE AND WELL IN JAPAN Q & A

~Together, We Will Live Safe and Well~





ひょうごけんけいさつ

HYOGO PREFECTURE POLICE

English

Q Who do I call if I need help?



A Call 110 for help following an emergency, crime or accident.
Call 119 for help following a fire, illness or injury.

Q How do I contact the police?



A If you are involved in a traffic accident or crime, call the police emergency number "110."

If you do not speak Japanese, a police interpreter will be on the line to assist you.

To report lost or found property, visit a nearby police station or police box ("KOBAN").

General Advisory Center (#9110) will help you find who to contact.

Q What are the basic traffic rules in Japan?



A · Basically, pedestrians should keep to the right, and cars and bicycles to the left. The driver of a vehicle should yield the right-of-way to pedestrians.

· Pedestrians are required to walk on the sidewalk,
and when crossing a street, take a crosswalk.
· When you drive, you must, in principle, travel on the roadway. Keep on the left side of the road in a single line.

· You can ride a bicycle on the sidewalk only when you are allowed to do so by a traffic sign or marking
or when it is dangerous to ride on the roadway. Don't obstruct pedestrian traffic whenever you ride on the sidewalk.

· At an intersection, you must obey traffic lights, if any.

· Don't drive or ride under the influence of alcohol.

- Your respect for the traffic rules and manners is the key to a safe and comfortable traffic environment