

































Please follow Japan's road signs and markings (1)

	Pedestrians and vehicles must stop. Do not turn right or left.		You must come to a complete stop at this sign.
	When the arrow is lit, you may proceed in the indicated direction even if the signal is red.		
	Vehicles are not permitted. * This includes bicycles.		You must proceed slowly at this sign. * As a guideline, drive at 10 km/h or less, a speed that enables you to stop immediately.
	Motor vehicles except motorcycles are not permitted.		
	Large trucks and other heavy vehicles are not permitted.		Do not exceed the posted speed limit.
	This road is for motor vehicles only. Pedestrians, bicycles, and mopeds are not permitted.		
	This road is for pedestrians and bicycles only. Other vehicles are not permitted.		At pedestrian crossings, when pedestrians are about to cross the road, you must stop and give way.
	This road is for pedestrians only. Vehicles are not permitted.		

Please follow Japan's road signs and markings (2)

	On one-way streets, you may proceed only in the direction indicated by the arrow.		Vehicles may proceed only in the directions indicated by the arrow.
	You must not enter from this direction.		At intersections, you must use the vehicle lane designated for your direction of travel.
	U-turns are not permitted.		
	When passing another vehicle, you must not cross the solid yellow line.		This lane is reserved for designated vehicles.
			
	Stopping and parking are not permitted.		There is a railroad crossing ahead.
			There is a school nearby, and children often use this road.
	Parking is not permitted.		There is an intersection ahead.

Follow the rules and drive safely in Japan (1)

(1) Keep left



- ★ In Japan, vehicles drive on the left side of the road. If you have driven in countries where traffic keeps to the right, you may end up driving on the right side after turning at an intersection or in similar situations. Please be careful.
- ★ Driving on the right side of the road is dangerous and can lead to a traffic violation or traffic accident.

(2) Always report traffic accidents to the police

- ★ If a traffic accident occurs, always report it to the police by calling 110, even if no one is injured. If anyone is injured, provide first aid, request an ambulance by calling 119, and then report the accident to the police by calling 110.
- ★ Failing to provide aid to injured people or failing to report an accident to the police may result in severe penalties and strict administrative actions, such as driver's license revocation.



(3) Prohibition of drunk driving

- ★ Do not drive any vehicle after drinking alcohol. In addition to severe penalties, strict administrative actions such as driver's license revocation may be imposed.
- ★ Do not provide a vehicle to anyone who may drive it under the influence of alcohol. Also, you must not ride in a vehicle driven by someone who has been drinking after you demand or request that such person drive that vehicle. Violations of these rules may result in severe penalties.



Do not drive if you have a hangover!

(4) Stop at railroad crossings

- ★ At railroad crossings, you must come to a complete stop even when the warning alarm is not sounding. Check carefully for approaching trains before crossing.



(6) Take extra care at intersections

- ★ At intersections, 1) pedestrians have priority, and 2) when turning right, give priority to vehicles going straight or turning left.
- ★ If a pedestrian is crossing or about to cross at a crosswalk, you must come to a complete stop.



(5) Pedestrians have priority

- ★ In Japan, pedestrians always have priority. If a pedestrian is about to cross at a crosswalk or an intersection, you must stop and give way.



(7) Prohibition of mobile phone use



- ★ While driving a vehicle, do not use a mobile phone, including talking on the phone or looking at the screen, except in emergencies.

(8) Understand the meanings of traffic signs

Traffic rules and signs in Japan may differ from those in your home country.



- ★ When you see this sign, you must come to a complete stop and check left and right for safety.

Follow the rules and drive safely in Japan (2)

(9) Know which vehicle categories you are licensed to drive

- ★ The vehicle categories you are allowed to drive may differ from those on your license in your home country.
- ★ Before driving, check which vehicle categories you are licensed to drive.

Ordinary vehicles	Max. passengers: Up to 10 people Gross vehicle weight: Under 3,500 kg Maximum payload: Under 2,000 kg	
Semi-medium vehicles	Max. passengers: Up to 10 people Gross vehicle weight: Under 7,500 kg Maximum payload: Under 4,500 kg	
Medium vehicles	Max. passengers: Up to 29 people Gross vehicle weight: Under 11,000 kg Maximum payload: Under 6,500 kg	
Large vehicles	Passengers: 30 people or more Gross vehicle weight: 11,000 kg or more Maximum payload: 6,500 kg or more	
Large motorcycles	Max. passengers: Up to 2 people Engine displacement: Over 400 cc, or power output of over 20 kW	
Ordinary motorcycles	Max. passengers: Up to 2 people Engine displacement: 400 cc or less, or power output of 20 kW or less	
Towing	Trailers with a gross vehicle weight exceeding 750 kg	

* Before driving, check the vehicle inspection certificate to confirm the permitted payload and seating capacity.

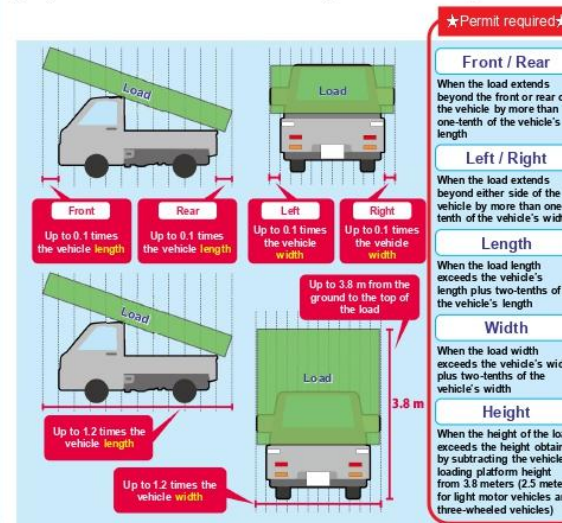
* As a general rule, carrying a passenger is not permitted for one year after obtaining a license (three years on expressways).

★ Driving buses and taxis

- To drive a bus or taxi (to transport passengers for payment), a separate "Class 2" driver's license is required.
- You must hold the appropriate type of Class 2 license for the vehicle that you intend to drive.
- If you transport passengers as a business, you must also obtain approval from the transport authorities, in addition to the Class 2 license.



(10) Check the size of load you can carry and the loading method



- ★ When loading cargo onto a truck, there are restrictions on the size of the load and how it is loaded.
- ★ If the cargo cannot be divided and this results in exceeding the permitted limits for weight, size, or loading method, the driver must obtain permission from the chief of the police station with jurisdiction over the departure location.



Driver's licenses have an expiration date. Be sure to renew your license.

Traffic violations and traffic accidents are subject to penalties.